



(51) International Patent Classification:
C01B 39/02 (2006.01) C01B 39/48 (2006.01)

(21) International Application Number:
PCT/IB2018/053855

(22) International Filing Date:
30 May 2018 (30.05.2018)

(25) Filing Language: English

(26) Publication Language: English

(30) Priority Data:
62/518,243 12 June 2017 (12.06.2017) US

(71) Applicant: CHEVRON U.S.A. INC. [US/US]; 6001
Bollinger Canyon Road, SAN RAMON, California 94583
(US).

(72) Inventor: XIE, Dan; 6001 Bollinger Canyon Road, San
Ramon, California 94583 (US).

(74) Agent: FLAHERTY, Terrence M. et al.; P.O. Box 6006,
SAN RAMON, California 94583-0806 (US).

(81) Designated States (unless otherwise indicated, for every
kind of national protection available): AE, AG, AL, AM,
AO, AT, AU, AZ, BA, BB, BG, BH, BN, BR, BW, BY, BZ,
CA, CH, CL, CN, CO, CR, CU, CZ, DE, DJ, DK, DM, DO,
DZ, EC, EE, EG, ES, FI, GB, GD, GE, GH, GM, GT, HN,
HR, HU, ID, IL, IN, IR, IS, JO, JP, KE, KG, KH, KN, KP,
KR, KW, KZ, LA, LC, LK, LR, LS, LU, LY, MA, MD, ME,
MG, MK, MN, MW, MX, MY, MZ, NA, NG, NI, NO, NZ,
OM, PA, PE, PG, PH, PL, PT, QA, RO, RS, RU, RW, SA,

SC, SD, SE, SG, SK, SL, SM, ST, SV, SY, TH, TJ, TM, TN,
TR, TT, TZ, UA, UG, US, UZ, VC, VN, ZA, ZM, ZW.

(84) Designated States (unless otherwise indicated, for every
kind of regional protection available): ARIPO (BW, GH,
GM, KE, LR, LS, MW, MZ, NA, RW, SD, SL, ST, SZ, TZ,
UG, ZM, ZW), Eurasian (AM, AZ, BY, KG, KZ, RU, TJ,
TM), European (AL, AT, BE, BG, CH, CY, CZ, DE, DK,
EE, ES, FI, FR, GB, GR, HR, HU, IE, IS, IT, LT, LU, LV,
MC, MK, MT, NL, NO, PL, PT, RO, RS, SE, SI, SK, SM,
TR), OAPI (BF, BJ, CF, CG, CI, CM, GA, GN, GQ, GW,
KM, ML, MR, NE, SN, TD, TG).

Declarations under Rule 4.17:

- as to applicant's entitlement to apply for and be granted a patent (Rule 4.17(ii))
- as to the applicant's entitlement to claim the priority of the earlier application (Rule 4.17(iii))

Published:

- with international search report (Art. 21(3))
- in black and white; the international application as filed contained color or greyscale and is available for download from PATENTSCOPE

(54) Title: MOLECULAR SIEVE SSZ-111, ITS SYNTHESIS AND USE

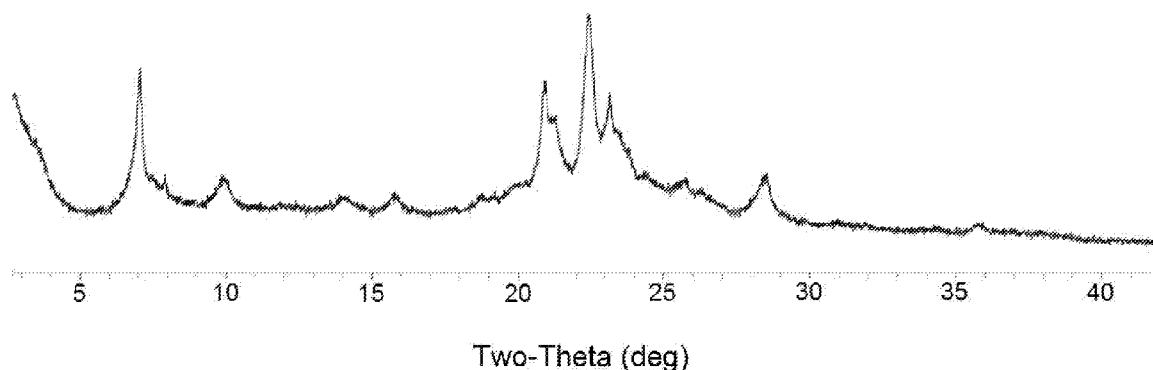


FIG. 1

(57) Abstract: The present disclosure is directed to a new synthetic crystalline molecular sieve material designated SSZ-111, its synthesis using N,N,N',N'-tetramethyl-N,N'- diisobutylhexane-1,6-diammonium cations as an organic structure directing agent, and uses for SSZ-111.



MOLECULAR SIEVE SSZ-111, ITS SYNTHESIS AND USE

CROSS-REFERENCE TO RELATED APPLICATIONS

[001] This application claims priority to U.S. Provisional Application Ser. No. 62/518,243 filed June 12, 2017, which is herein incorporated by reference in its entirety.

TECHNICAL FIELD

[002] This disclosure relates to a novel synthetic crystalline molecular sieve designated SSZ-111, its synthesis, and its use in sorption and catalytic processes.

BACKGROUND

[003] Molecular sieve materials, both natural and synthetic, have been demonstrated in the past to be useful as adsorbents and to have catalytic properties for various types of organic conversion reactions. Certain molecular sieves, such as zeolites, aluminophosphates, and mesoporous materials, are ordered, porous crystalline materials having a definite crystalline structure as determined by X-ray diffraction. Within the crystalline molecular sieve material there are a large number of cavities which may be interconnected by a number of channels or pores. These cavities and pores are uniform in size within a specific molecular sieve material. Because the dimensions of these pores are such as to accept for adsorption molecules of certain dimensions while rejecting those of larger dimensions, these materials have come to be known as "molecular sieves" and are utilized in a variety of industrial processes.

[004] Although many different crystalline molecular sieves have been discovered, there is a continuing need for new molecular sieves with desirable properties for gas separation and drying, organic conversion reactions, and other applications.

[005] According to the present disclosure, a new molecular sieve, designated SSZ-111 and having a unique powder X-ray diffraction pattern, has now been synthesized using N,N,N',N'-tetramethyl-N,N'-diisobutylhexane-1,6-diammonium cations as an organic structure directing agent.

SUMMARY

[006] Described herein is a novel crystalline molecular sieve material designated SSZ-111, its synthesis in the presence of an organic structure directing agent, and its use (e.g., as an adsorbent and as a catalyst for organic conversion reactions).

[007] In one aspect, there is provided a molecular sieve having, in its as-synthesized form, an X-ray diffraction pattern including the peaks listed in Table 2.

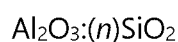
[008] In its as-synthesized and anhydrous form, the molecular sieve has a chemical composition comprising the following molar relationship:

	Broad	Exemplary
SiO ₂ /Al ₂ O ₃	10 to 100	15 to 50
Q/SiO ₂	>0 to 0.1	>0 to 0.1
M/SiO ₂	>0 to 0.1	>0 to 0.1

wherein Q comprises N,N,N',N'-tetramethyl-N,N'-diisobutylhexane-1,6-diammonium cations; and M is a metal selected from Groups 1 and 2 of the Periodic Table of Elements.

[009] In another aspect, there is provided a molecular sieve having, in its calcined form, an X-ray diffraction pattern including the peaks listed in Table 3.

[010] In its calcined form, the molecular sieve has a chemical composition comprising the following molar relationship:



wherein *n* is in a range of 10 to 100.

[011] In a further aspect, there is provided a method of synthesizing the molecular sieve described herein, the method comprising (a) preparing a reaction mixture comprising: (1) a source of silicon oxide; (2) a source of aluminum oxide; (3) a source of a metal selected from Groups 1 and 2 of the Periodic Table of Elements; (4) a source of N,N,N',N'-tetramethyl-N,N'-diisobutylhexane-1,6-diammonium cations; (5) a source of hydroxide ions; and (6) water; and (b) subjecting the reaction mixture to crystallization conditions sufficient to form crystals of the molecular sieve.

[012] In yet a further aspect, there is provided a process of converting a feedstock comprising an organic compound to a conversion product which comprises contacting the feedstock at organic compound conversion conditions with a catalyst comprising an active form of the molecular sieve described herein.

BRIEF DESCRIPTION OF THE DRAWINGS

[013] FIG. 1 shows the powder X-ray diffraction (XRD) pattern of the as-synthesized molecular sieve of Example 1.

[014] FIG. 2 is a Scanning Electron Micrograph (SEM) image of the as-synthesized molecular sieve of Example 1.

[015] FIG. 3 shows the powder XRD pattern of the calcined molecular sieve of Example 4.

DETAILED DESCRIPTION

Introduction

[016] The term "as-synthesized" is employed herein to refer to a molecular sieve in its form after crystallization, prior to removal of the structure directing agent.

[017] The term "anhydrous" is employed herein to refer to a molecular sieve substantially devoid of both physically adsorbed and chemically adsorbed water.

[018] As used herein, the numbering scheme for the Periodic Table Groups is as disclosed in *Chem. Eng. News* 1985, 63(5), 26-27.

Reaction Mixture

[019] In general, molecular sieve SSZ-111 is synthesized by: (a) preparing a reaction mixture comprising (1) a source of silicon oxide; (2) a source of aluminum oxide; (3) a source of a metal (M) selected from Groups 1 and 2 of the Periodic Table of Elements; (4) a source of N,N,N',N'-tetramethyl-N,N'-diisobutylhexane-1,6-diammonium cations (Q); (5) a source of hydroxide ions; and (6) water; and (b) subjecting the reaction mixture to crystallization conditions sufficient to form crystals of the molecular sieve.

[020] The composition of the reaction mixture from which the molecular sieve is formed, in terms of molar ratios, is identified in Table 1 below:

TABLE 1

Reactants	Broad	Exemplary
SiO ₂ /Al ₂ O ₃	10 to 100	15 to 50
M/SiO ₂	0.05 to 0.50	0.10 to 0.50
Q/SiO ₂	0.05 to 0.50	0.05 to 0.20
OH/SiO ₂	0.10 to 0.60	0.20 to 0.50
H ₂ O/SiO ₂	10 to 60	15 to 40

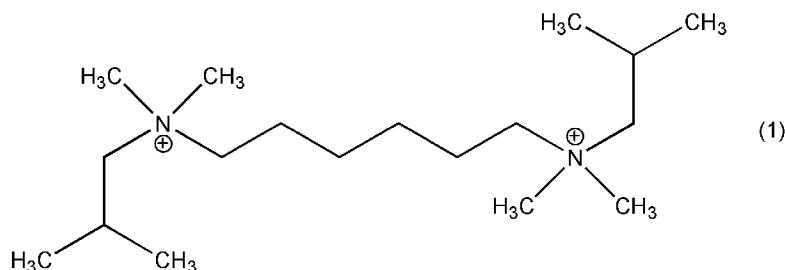
[021] Suitable sources of silicon oxide include colloidal silica, fumed silica, precipitated silica, alkali metal silicates and tetraalkyl orthosilicates.

[022] Suitable sources of aluminum oxide include hydrated alumina and water-soluble aluminum salts (e.g., aluminum nitrate).

[023] Combined sources of silicon oxide and aluminum oxide can additionally or alternatively be used and can include aluminosilicate zeolites (e.g., zeolite Y) and clays or treated clays (e.g., metakaolin).

[024] Examples of suitable Group 1 or Group 2 metals (M) include sodium, potassium and calcium, with potassium being preferred. The metal is generally present in the reaction mixture as the hydroxide.

[025] Conveniently, Q comprises N,N,N',N'-tetramethyl-N,N'-diisobutylhexane-1,6-diammonium cations (a C₆ diquat of N,N-dimethylisobutylamine), represented by the following structure (1):



[026] The above diquaternary ammonium compound can be readily synthesized by a reaction of a 1,6-dihaloalkane (e.g., 1,6-dibromohexane or 1,6-diodohexane) with N,N-dimethylisobutylamine.

[027] Suitable sources of Q are the hydroxides, chlorides, bromides, and/or other salts of the quaternary ammonium compounds.

[028] The source of hydroxide ions may be a Group 1 metal hydroxide such as potassium hydroxide. Hydroxide can also be present as a counter ion of the organic structure directing agent or by using aluminum hydroxide as a source of aluminum.

[029] The reaction mixture may contain seeds of a molecular sieve material, such as SSZ-111 from a previous synthesis, in an amount of from 0.01 to 10,000 ppm by weight (e.g., 100 to 5000 ppm by weight) of the reaction mixture. Seeding can be advantageous in decreasing the amount of time necessary for complete crystallization to occur. In addition, seeding can lead to an increased purity of the product obtained by promoting the nucleation and/or formation of SSZ-111 over any undesired phases.

[030] For each embodiment described herein, the molecular sieve reaction mixture can be supplied by more than one source. Also, two or more reaction components can be provided by one source.

[031] The reaction mixture can be prepared either batch wise or continuously. Crystal size, morphology and crystallization time of the molecular sieve described herein can vary with the nature of the reaction mixture and the crystallization conditions.

Crystallization and Post-Synthesis Treatment

[032] Crystallization of the molecular sieve from the above reaction mixture can be carried out under either static, tumbled or stirred conditions in a suitable reactor vessel, such as polypropylene jars or Teflon-lined or stainless steel autoclaves, at a temperature of from 125°C to 200°C for a time sufficient for crystallization to occur at the temperature used, e.g., from 2 to 20 days. Crystallization is usually carried out in a closed system under autogenous pressure.

[033] Once the molecular sieve crystals have formed, the solid product is recovered from the reaction mixture by standard mechanical separation techniques such as centrifugation or filtration. The crystals are water-washed and then dried to obtain the as-synthesized molecular sieve crystals. The drying step is typically performed at a temperature of less than 200°C.

[034] As a result of the crystallization process, the recovered crystalline molecular sieve product contains within its pore structure at least a portion of the organic structure directing agent used in the synthesis.

[035] The molecular sieve described herein may be subjected to subsequent treatment to remove part or all of the organic structure directing agent used in its synthesis. This can be conveniently effected by thermal treatment in which the as-synthesized material can be heated at a temperature of at least 370°C for at least 1 minute and not longer than 24 hours. The thermal treatment can be performed at a temperature up to 925°C. While sub-atmospheric and/or super-atmospheric pressures can be employed for the thermal treatment, atmospheric pressure may typically be desired for reasons of convenience. Additionally or alternatively, the organic structure directing agent can be removed by treatment with ozone (see, e.g., A.N. Parikh *et al.*, *Micropor. Mesopor. Mater.* 2004, 76, 17-22). The organic-free

product, especially in its metal, hydrogen and ammonium forms, is particularly useful in the catalysis of certain organic (e.g., hydrocarbon) conversion reactions. In the present disclosure, the organic-free molecular sieve in its hydrogen form is referred to as "active form" of the molecular sieve, with or without metal function present.

[036] To the extent desired, the original Group 1 or 2 metal cations in the as-synthesized molecular sieve can be replaced in accordance with techniques well known in the art by ion exchange with other cations. Preferred replacing cations include metal ions, hydrogen ions, hydrogen precursor (e.g., ammonium) ions and mixtures thereof. Particularly preferred replacing cations are those which tailor the catalytic activity for certain organic conversion reactions. These include hydrogen, rare earth metals and metals of Groups 2 to 15 of the Periodic Table of the Elements.

Characterization of the Molecular Sieve

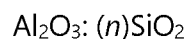
[037] In its as-synthesized and anhydrous form, the molecular sieve SSZ-111 has a chemical composition comprising the following molar relationship:

	Broad	Exemplary
$\text{SiO}_2/\text{Al}_2\text{O}_3$	10 to 100	15 to 50
Q/SiO_2	>0 to 0.1	>0 to 0.1
M/SiO_2	>0 to 0.1	>0 to 0.1

wherein compositional variables Q and M are as described herein above.

[038] It should be noted that the as-synthesized form of the present molecular sieve may have molar ratios different from the molar ratios of reactants of the reaction mixture used to prepare the as-synthesized form. This result may occur due to incomplete incorporation of 100% of the reactants of the reaction mixture into the crystals formed (from the reaction mixture).

[039] In its calcined form, molecular sieve SSZ-111 has a chemical composition comprising the following molar relationship:



wherein n is in a range of 10 to 100 (e.g., 10 to 75, 10 to 50, 15 to 100, 15 to 75, 15 to 50, 20 to 100, 20 to 50, or 20 to 35).

[040] The as-synthesized and calcined forms of SSZ-111 have characteristic X-ray diffraction patterns, which in the as-synthesized form of the molecular sieve, includes at least the lines listed in Table 2 below and which, in the calcined form of the molecular sieve, includes at least the peaks listed in Table 3 below.

TABLE 2
Characteristic Peaks for As-Synthesized SSZ-111

2-Theta ^(a)	<i>d</i> -Spacing, nm	Relative Intensity ^(b)	Peak Broadening ^(c)
7.05	1.253	VS	Sh
7.91	1.117	W - VS	Sh - B
9.89	0.894	W - M	B
14.02	0.631	W - M	B
15.77	0.562	W - M	B
20.91	0.425	W - VS	Sh
21.28	0.417	M	Sh - B
22.40	0.397	VS	Sh
23.15	0.384	W - VS	B
28.52	0.313	M	B

^(a) ± 0.30 degrees

^(b) The powder X-ray diffraction patterns provided are based on a relative intensity scale in which the strongest line in the X-ray diffraction pattern is assigned a value of 100: W=weak (>0 to ≤20); M=medium (>20 to ≤40); S=strong (>40 to ≤60); VS=very strong (>60 to ≤100).

^(c) Peak Broadening is characterized by the Full-Width at Half Maximum (FWHM) of the XRD peak. Based on the FWHM values, the peaks are classified as: Sh=sharp (≤1.5* smallest FWHM); B=broad (> 1.5*smallest FWHM). Peak

broadening may be contributed from structural disorder and/or overlapping of reflections having close *d*-spacing values.

TABLE 3
Characteristic Peaks for Calcined SSZ-111

2-Theta ^(a)	<i>d</i> -Spacing, nm	Relative Intensity ^(b)	Peak Broadening ^(c)
7.09	1.246	VS	Sh
7.93	1.114	W - VS	Sh - B
10.00	0.884	W - M	B
14.12	0.627	W	B
15.86	0.558	W	B
20.92	0.424	M	Sh - B
21.36	0.416	M	Sh - B
22.56	0.394	M - VS	Sh
23.15	0.384	W - M	B
28.54	0.312	M	B

^(a) ± 0.30 degrees

^(b) The powder X-ray diffraction patterns provided are based on a relative intensity scale in which the strongest line in the X-ray diffraction pattern is assigned a value of 100: W=weak (>0 to ≤20); M=medium (>20 to ≤40); S=strong (>40 to ≤60); VS=very strong (>60 to ≤100).

^(c) Peak Broadening is characterized by the Full-Width at Half Maximum (FWHM) of the XRD peak. Based on the FWHM values, the peaks are classified as: Sh=sharp (≤1.5* smallest FWHM); B=broad (>1.5*smallest FWHM). Peak broadening may be contributed from structural disorder and/or overlapping of reflections having close *d*-spacing values.

[041] The powder X-ray diffraction patterns presented herein were collected by standard techniques. The radiation was CuK α radiation. The peak heights and the

positions, as a function of 2θ where θ is the Bragg angle, were read from the relative intensities of the peaks (adjusting for background), and d , the interplanar spacing corresponding to the recorded lines, can be calculated.

[042] Minor variations in the diffraction pattern can result from variations in the mole ratios of the framework species of the sample due to changes in lattice constants. In addition, disordered materials and/or sufficiently small crystals will affect the shape and intensity of peaks, leading to significant peak broadening. Minor variations in the diffraction pattern can also result from variations in the organic compound used in the preparation. Calcination can also cause minor shifts in the XRD pattern. Notwithstanding these minor perturbations, the basic crystal lattice structure remains unchanged.

Adsorption and Catalysis

[043] Molecular sieve SSZ-111 can be used as an adsorbent or as a catalyst to catalyze a wide variety of organic compound conversion processes including many of present commercial/industrial importance. Examples of chemical conversion processes which are effectively catalyzed by SSZ-111, by itself or in combination with one or more other catalytically active substances including other crystalline catalysts, include those requiring a catalyst with acid activity. Organic conversion processes which may be catalyzed by SSZ-111 include, for example, cracking, hydrocracking, disproportionation, alkylation, oligomerization, and isomerization.

[044] As in the case of many catalysts, it may be desirable to incorporate SSZ-111 with another material resistant to the temperatures and other conditions employed in organic conversion processes. Such materials include active and inactive materials and synthetic or naturally occurring zeolites as well as inorganic materials such as clays, silica and/or metal oxides such as alumina. The latter may be either naturally occurring, or in the form of gelatinous precipitates or gels, including mixtures of silica and metal oxides. Use of a material in conjunction with SSZ-111 (i.e., combined therewith or present during synthesis of the new material) which is active, tends to change the conversion and/or selectivity of the catalyst in certain

organic conversion processes. Inactive materials suitably serve as diluents to control the amount of conversion in a given process so that products can be obtained in an economic and orderly manner without employing other means for controlling the rate of reaction. These materials may be incorporated into naturally occurring clays (e.g., bentonite and kaolin) to improve the crush strength of the catalyst under commercial operating conditions. These materials (i.e., clays, oxides, etc.) function as binders for the catalyst. It is desirable to provide a catalyst having good crush strength because in commercial use it is desirable to prevent the catalyst from breaking down into powder-like materials. These clay and/or oxide binders have been employed normally only for the purpose of improving the crush strength of the catalyst.

[045] Naturally occurring clays which can be composited with SSZ-111 include the montmorillonite and kaolin family, which families include the sub-bentonites, and the kaolins commonly known as Dixie, McNamee, Georgia and Florida clays or others in which the main mineral constituent is halloysite, kaolinite, dickite, nacrite, or anauxite. Such clays can be used in the raw state as originally mined or initially subjected to calcination, acid treatment or chemical modification. Binders useful for compositing with SSZ-111 also include inorganic oxides, such as silica, zirconia, titania, magnesia, beryllia, alumina, and mixtures thereof.

[046] In addition to the foregoing materials, SSZ-111 can be composited with a porous matrix material such as silica-alumina, silica-magnesia, silica-zirconia, silica-thoria, silica-beryllia, silica-titania as well as ternary compositions such as silica-alumina-thoria, silica-alumina-zirconia silica-alumina-magnesia and silica-magnesia-zirconia.

[047] The relative proportions of SSZ-111 and inorganic oxide matrix may vary widely, with the SSZ-111 content ranging from 1 to 90 wt.% (e.g., 2 to 80 wt. %) of the composite.

EXAMPLES

[048] The following illustrative examples are intended to be non-limiting.

EXAMPLE 1

[049] 27.85 g of deionized water, 1.29 g of a 45% KOH solution, 9.07 g of a 14.24% N,N,N',N'-tetramethyl-N,N'-diisobutylhexane-1,6-diammonium hydroxide solution and 5.00 g of CBV720 Y-zeolite powder (Zeolyst International, SiO₂/Al₂O₃ molar ratio=30) were mixed together in a Teflon liner. The resulting gel was stirred until it became homogeneous. The liner was then capped and placed within a Parr steel autoclave reactor. The autoclave was then placed in an oven and the heated at 160°C for 6 days. The solid products were recovered by centrifugation, washed with deionized water and dried at 95°C.

[050] Powder XRD of the as-synthesized product gave the pattern indicated in FIG. 1 and showed the product to be a pure form of a new molecular sieve phase, designated SSZ-111. A SEM image of the as-synthesized product is shown in FIG. 2 indicating a uniform field of crystals.

[051] The product had a SiO₂/Al₂O₃ molar ratio of 29.1, as determined by ICP elemental analysis.

EXAMPLE 2

[052] 213.36 g of deionized water, 20.88 g of a 45% KOH solution, 195.84 g of a 14.24% N,N,N',N'-tetramethyl-N,N'-diisobutylhexane-1,6-diammonium hydroxide solution and 54.00 g of CBV720 Y-zeolite powder (Zeolyst International, SiO₂/Al₂O₃ molar ratio=30) were mixed together in a Teflon liner. The resulting gel was stirred until it became homogeneous. The liner was then capped and placed within a Parr steel autoclave reactor. The autoclave was then placed in an oven and the heated at 160°C for 4 days. The solid products were recovered by centrifugation, washed with deionized water and dried at 95°C.

[053] Powder XRD showed the product to be pure SSZ-111 molecular sieve.

[054] The product had a $\text{SiO}_2/\text{Al}_2\text{O}_3$ molar ratio of 28.7, as determined by ICP elemental analysis.

EXAMPLE 3

[055] 64.25 g of deionized water, 4.12 g of a 45% KOH solution, 58.03 g of a 14.24% N,N,N',N'-tetramethyl-N,N'-diisobutylhexane-1,6-diammonium hydroxide solution and 16.00 g of CBV720 Y-zeolite powder (Zeolyst International, $\text{SiO}_2/\text{Al}_2\text{O}_3$ molar ratio=30) were mixed together in a Teflon liner. The resulting gel was stirred until it became homogeneous. The liner was then capped and placed within a Parr steel autoclave reactor. The autoclave was then placed in an oven and the heated at 160°C for 5 days. The solid products were recovered by centrifugation, washed with deionized water and dried at 95°C.

[056] Powder XRD showed the product to be pure SSZ-111 molecular sieve.

[057] The product had a $\text{SiO}_2/\text{Al}_2\text{O}_3$ molar ratio of 28.2, as determined by ICP elemental analysis.

EXAMPLE 4

[058] The as-synthesized molecular sieve of Example 1 was calcined inside a muffle furnace under a flow of air heated to 540°C at a rate of 1°C/minute and held at 540°C for 5 hours, cooled and then analyzed by powder XRD.

[059] Powder XRD of the calcined product gave the pattern indicated in FIG. 3 and showed the material to be stable after calcination to remove the organic structure directing agent.

EXAMPLE 5

[060] The calcined molecular sieve material of Example 4 was treated with 10 mL (per g of molecular sieve) of a 1N ammonium nitrate solution at 95°C for 2 hours. The mixture was cooled, the solvent decanted off and the same process repeated.

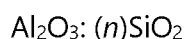
[061] After drying, the product (NH₄-SSZ-111) was subjected to micropore volume analysis using N₂ as an adsorbate and via the B.E.T. method. The molecular sieve had a micropore volume of 0.13 cm³/g.

CLAIMS

1. A molecular sieve having, in its calcined form, an X-ray diffraction pattern including the peaks listed in the following table:

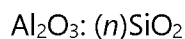
2-Theta	<i>d</i> -Spacing, nm	Relative Intensity	Peak Broadening
7.09 ± 0.30	1.246	VS	Sh
7.93 ± 0.30	1.114	W - VS	Sh - B
10.00 ± 0.30	0.884	W - M	B
14.12 ± 0.30	0.627	W	B
15.86 ± 0.30	0.558	W	B
20.92 ± 0.30	0.424	M	Sh - B
21.36 ± 0.30	0.416	M	Sh - B
22.56 ± 0.30	0.394	M - VS	Sh
23.15 ± 0.30	0.384	W - M	B
28.54 ± 0.30	0.312	M	B.

2. The molecular sieve of claim 1, and having a composition comprising the molar relationship:



wherein *n* is in a range of 10 to 100.

3. The molecular sieve of claim 1, and having a composition comprising the molar relationship:



wherein *n* is in a range of 15 to 50.

4. A molecular sieve having, in its as-synthesized form, an X-ray diffraction pattern including the peaks listed in the following table:

2-Theta	d-Spacing, nm	Relative Intensity	Peak Broadening
7.05 ± 0.30	1.253	VS	Sh
7.91 ± 0.30	1.117	W - VS	Sh - B
9.89 ± 0.30	0.894	W - M	B
14.02 ± 0.30	0.631	W - M	B
15.77 ± 0.30	0.562	W - M	B
20.91 ± 0.30	0.425	W - VS	Sh
21.28 ± 0.30	0.417	M	Sh - B
22.40 ± 0.30	0.397	VS	Sh
23.15 ± 0.30	0.384	W - VS	B
28.52 ± 0.30	0.313	M	B.

5. The molecular sieve of claim 4, and having a composition comprising the molar relationship:

SiO ₂ /Al ₂ O ₃	10 to 100
Q/SiO ₂	>0 to 0.1
M/SiO ₂	>0 to 0.1

wherein Q comprises N,N,N',N'-tetramethyl-N,N'-diisobutylhexane-1,6-diammonium cations; and M is a metal selected from Groups 1 and 2 of the Periodic Table.

6. The molecular sieve of claim 4, and having a composition comprising the molar relationship:

SiO ₂ /Al ₂ O ₃	15 to 50
Q/SiO ₂	>0 to 0.1
M/SiO ₂	>0 to 0.1

wherein Q comprises N, N,N',N'-tetramethyl-N,N'-diisobutylhexane-1,6-diammonium cations; and M is a metal selected from Groups 1 and 2 of the Periodic Table.

7. A method of synthesizing the molecular sieve of claim 4, the method comprising:

(a) preparing a reaction mixture comprising:

- (1) a source of silicon oxide;
- (2) a source of aluminum oxide;
- (3) a source of a metal (M) selected from Groups 1 and 2 of the Periodic Table;
- (4) a source of N,N,N',N'-tetramethyl-N,N'-diisobutylhexane-1,6-diammonium cations (Q);
- (5) a source of hydroxide ions; and
- (6) water; and

(b) subjecting the reaction mixture to crystallization conditions sufficient to form crystals of the molecular sieve.

8. The method of claim 7, wherein the reaction mixture has a composition, in terms of molar ratios, as follows:

$\text{SiO}_2/\text{Al}_2\text{O}_3$	10 to 100
M/SiO_2	0.05 to 0.50
Q/SiO_2	0.05 to 0.50
OH/SiO_2	0.10 to 0.60
$\text{H}_2\text{O}/\text{SiO}_2$	10 to 60.

9. The method of claim 7, wherein the reaction mixture has a composition, in terms of molar ratios, as follows:

$\text{SiO}_2/\text{Al}_2\text{O}_3$	15 to 50
M/SiO_2	0.10 to 0.50
Q/SiO_2	0.05 to 0.20
OH/SiO_2	0.20 to 0.50
$\text{H}_2\text{O}/\text{SiO}_2$	15 to 40.

10. The method of claim 7, wherein the crystallization conditions include a temperature of from 125°C to 200°C.

11. A process for converting a feedstock comprising an organic compound to a conversion product, the process comprising contacting the feedstock at organic compound conversion conditions with a catalyst comprising an active form of the molecular sieve of claim 1.

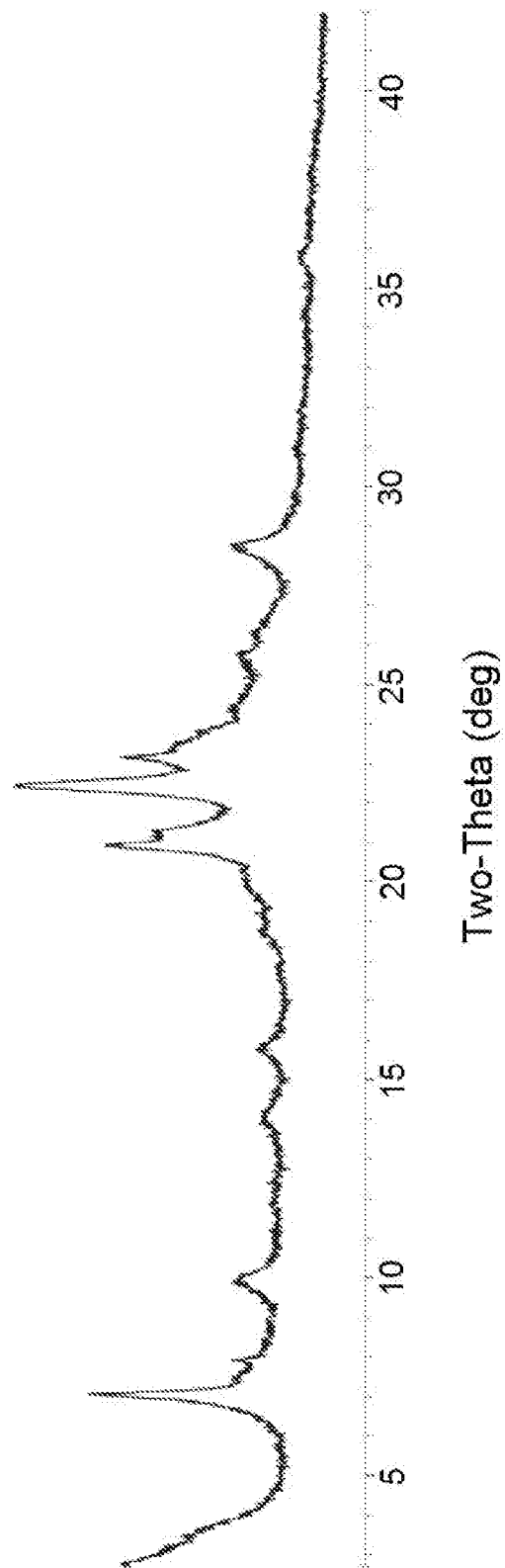


FIG. 1




FIG. 2

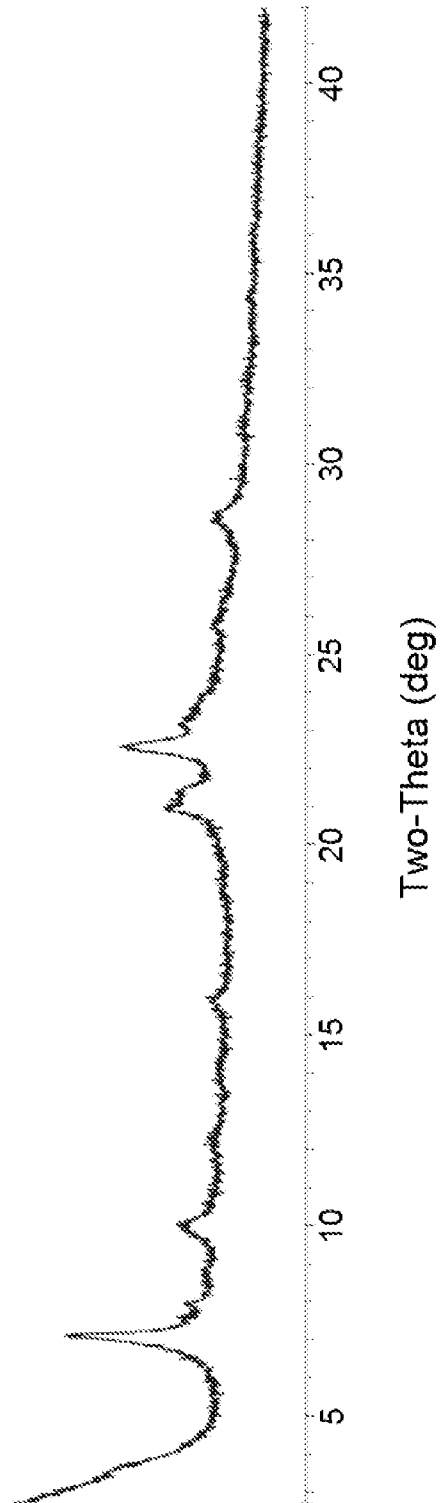


FIG. 3

INTERNATIONAL SEARCH REPORT

International application No
PCT/IB2018/053855

A. CLASSIFICATION OF SUBJECT MATTER
 INV. C01B39/02 C01B39/48
 ADD.

According to International Patent Classification (IPC) or to both national classification and IPC

B. FIELDS SEARCHED
 Minimum documentation searched (classification system followed by classification symbols)
 C01B

Documentation searched other than minimum documentation to the extent that such documents are included in the fields searched

Electronic data base consulted during the international search (name of data base and, where practicable, search terms used)
 EPO-Internal, WPI Data

C. DOCUMENTS CONSIDERED TO BE RELEVANT

Category*	Citation of document, with indication, where appropriate, of the relevant passages	Relevant to claim No.
A	US 2014/200386 A1 (BURTON ALLEN W [US]) 17 July 2014 (2014-07-17) claims 1-6; examples 1-4 -----	1-11
A	US 2017/073240 A1 (XIE DAN [US]) 16 March 2017 (2017-03-16) claim all; example all -----	1-11
A	US 2009/076317 A1 (LAI WENYIH FRANK [US] ET AL) 19 March 2009 (2009-03-19) claim all; example all -----	1-11

Further documents are listed in the continuation of Box C.

See patent family annex.

* Special categories of cited documents :

- "A" document defining the general state of the art which is not considered to be of particular relevance
- "E" earlier application or patent but published on or after the international filing date
- "L" document which may throw doubts on priority claim(s) or which is cited to establish the publication date of another citation or other special reason (as specified)
- "O" document referring to an oral disclosure, use, exhibition or other means
- "P" document published prior to the international filing date but later than the priority date claimed

- "T" later document published after the international filing date or priority date and not in conflict with the application but cited to understand the principle or theory underlying the invention
- "X" document of particular relevance; the claimed invention cannot be considered novel or cannot be considered to involve an inventive step when the document is taken alone
- "Y" document of particular relevance; the claimed invention cannot be considered to involve an inventive step when the document is combined with one or more other such documents, such combination being obvious to a person skilled in the art
- "&" document member of the same patent family

Date of the actual completion of the international search 30 August 2018	Date of mailing of the international search report 12/09/2018
---	--

Name and mailing address of the ISA/ European Patent Office, P.B. 5818 Patentlaan 2 NL - 2280 HV Rijswijk Tel. (+31-70) 340-2040, Fax: (+31-70) 340-3016	Authorized officer Mattheis, Chris
--	---

INTERNATIONAL SEARCH REPORT

Information on patent family members

International application No

PCT/IB2018/053855

Patent document cited in search report	Publication date	Patent family member(s)	Publication date	
US 2014200386	A1	17-07-2014	CA 2844116 A1	28-02-2013
			CN 103827034 A	28-05-2014
			EP 2744752 A1	25-06-2014
			JP 6065293 B2	25-01-2017
			JP 2014524406 A	22-09-2014
			KR 20140068078 A	05-06-2014
			RU 2014104676 A	27-09-2015
			SG 2014008940 A	28-03-2014
			US 2014200386 A1	17-07-2014
			WO 2013028303 A1	28-02-2013
			ZA 201400905 B	26-08-2015

US 2017073240	A1	16-03-2017	CN 107848820 A	27-03-2018
			EP 3347308 A1	18-07-2018
			KR 20180051545 A	16-05-2018
			US 2017073240 A1	16-03-2017
			WO 2017044365 A1	16-03-2017

US 2009076317	A1	19-03-2009	CA 2699155 A1	26-03-2009
			CN 101801848 A	11-08-2010
			EP 2200939 A2	30-06-2010
			JP 5677844 B2	25-02-2015
			JP 2010538964 A	16-12-2010
			KR 20100074198 A	01-07-2010
			US 2009076317 A1	19-03-2009
WO 2009038740 A2	26-03-2009			
